

## Boat Hooks and Box's

As you know we have two types of boat hook on Freyja? See below:



Normally we carry the standard hook with wooden handle on the Starboard side stay for picking up mooring buoys and in common use in British waters. The second is the Dutch style boat hook which has an aluminium handle and used for lifting warps over mooring piles especially in Box mooring and at the bows in Dutch locks to recessed holding points.

### Box Moorings and Prop Wash methods.

For those who have not been in Dutch and German waters you tend to find Box moorings are common. The slide below are not meant to be a course on how to manoeuvre but as an aid. Practice of the prop wash manoeuvre is useful in any case. In gusty conditions you may need to rest the boat against a pile. In the case of Freyja we have a copper strip along the rubbing strake.

As the Box's can be Narrow you may have to lift fenders around the Poles as the boat is drawn deeper into the berth.

The Box mooring means access to shore is either over the stern or Bows. I prefer the stern as easier and safer. As for final mooring you normally loop all warps back to the boat. I normally attach springs to outer poles to stop boat lurching back to berth edge (see illustration)

### Storage of Dutch Boat Hook.

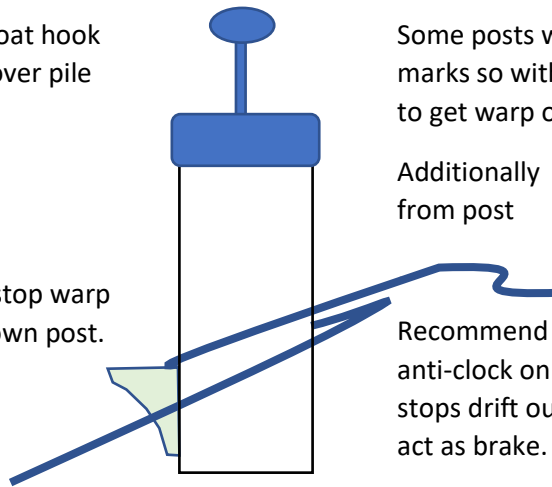
On Freyja we normally keep this in the Wet locker in the Heads for most of the season.

# Illustration of topics around box mooring and manoeuvre.



Use Dutch boat hook to lift warp over pile

Ledge to stop warp sliding down post.



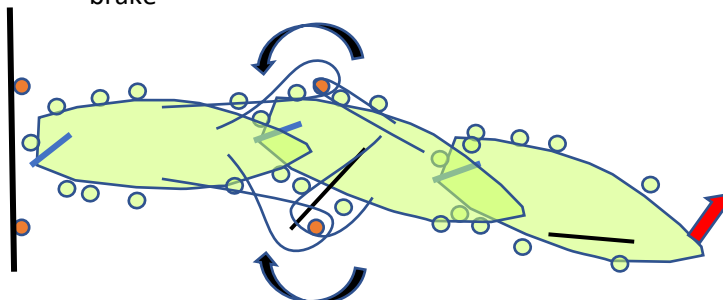
Some posts will have top marks so with boat hook easy to get warp over.

Additionally ease boat away from post

Recommend warp rapped anti-clock on Port side to stops drift outside the box and act as brake.

Clockwise stbrd side.

Recommend Long warp rapped anti-clock on Port side to stops drift outside the box and act as brake

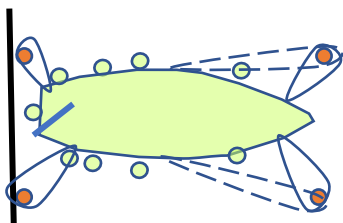


Recommend Warp rapped clockwise.

Use bow thruster to turn boat once stern between posts.

Often possible to walk boat in as strings down side of boxes help .

Note Freyja has a copper strip to rest against a pole while manoeuvring.



May have to lift fenders to Clear posts.